

SHAKE IT UP WITH 4-H



2022-2023 Atlantic County 4-H
Exhibit Catalog

| | | |
|--------------|---|-------|
| | Awards – Special Awards | 3 |
| | General Rules – Special Entry Rules | 4-5 |
| | How To Complete An Exhibit Tag | 5 |
| | Volunteer Division | 6 |
| | Parent/Legal Guardian Division | 6 |
| | Atlantic County Master Gardeners Division | 6-7 |
| Division A | Cloverbuds | 7 |
| Division B | Gardens/Fruits & Vegetables | 7-8 |
| Division C | Flowers/Houseplants | 8 |
| Division D | Model Train | 9 |
| Division E | Clothing & Textiles | 9-10 |
| Division E-1 | Fashion Revue | 10-11 |
| Division E-2 | Home Environment & Basic Sewing | 11 |
| Division F-1 | Food Preservation -- Canning | 11-13 |
| Division F-2 | Food Preservation – Freezing | 13-16 |
| Division G | Baked Goods | 16-19 |
| Division H | Fine Arts | 19 |
| Division I | Creative Crafts | 20 |
| Division J | Hobbies & Collections | 21 |
| Division K | Photography | 21-23 |
| Division L | Livestock | 23-24 |
| | Animal Health Rules | 24 |
| Division M | Poultry | 25 |
| Division M-1 | Game Birds | 25-26 |
| Division M-2 | Eggs | 26 |
| Division N | Cavies | 26-27 |
| Division N-1 | Rabbits | 27-28 |
| Division N-2 | Small Animals | 28-29 |
| Division N-3 | Herpetology | 29-30 |
| Division N-4 | Small Animal Poster Contest | 30-31 |
| Division O | Horses | 31 |
| Division P | Dogs | 31 |
| Division Q | Tae Kwon Do | 31-35 |
| Division R | Baton Twirling | 35-36 |
| Division S | Clogging | 36 |
| Division T | Shooting Sports | 36-37 |
| Division U | 4-H Club Booths | 37-38 |
| Division V | Special Events | 38-40 |
| | Talent Show | 38-39 |
| | Baby Parade | 39-40 |
| | Pet Parade | 40 |
| | 4-H S.E.T Educational Activities | 40 |
| Division W | Special Feature | 41 |
| | Frances Hagel Memorial Award | 41 |

The 4-H Youth Development Program is part of Rutgers Cooperative Extension. 4-H educational programs are offered to all youth, grades K-13, on an age-appropriate basis, without regard to race, religion, color, national origin, gender, sexual orientation, or disability. For additional information, contact: Kendrin Dyitt, 4-H Program Associate at (609) 625-0056 or www.nj4h.rutgers.edu.

AWARDS

1. Unless otherwise indicated, all exhibits will receive participation ribbons.
2. Members may receive only one award in Canning, Freezing, and Photography.

SPECIAL AWARDS

1. Best In Show rosettes will be awarded in divisions with 10 or more entries. Any entry receiving a Best In Show rosette MUST have an excellent rating. In divisions in which there are no entries rated Excellent, no Best-In-Show rosettes will be awarded.
2. Best In Show rosettes will be awarded to the outstanding Junior and Senior entries in Fancy Baked Goods unit if there are at least three entries.
3. Club Booth Exhibits—ANY club that pre-registers for a club booth exhibits by the deadline of Saturday, July 15, will receive a \$25 premium. In addition, clubs will be awarded: \$25 for First Place, \$15 for Second Place, and \$10 for Third Place.
4. An Honorable Mention Rosette will be awarded in units or divisions with limited entries.
5. Outstanding Contribution to the 4-H Fair Award will be given to TWO 4-H members who contributed the greatest effort and showed the best attitude throughout 4-H Fair set-up and the 4-H Fair. A committee of adult representatives from 4-H Fair Association, 4-H Leaders' Association, and 4-H Youth Council, in addition to the 4-H Agent and the 4-H Program Associate(s), will meet on Saturday of the Fair to choose the winners of this award.
6. 4-H Citizenship Award will be awarded to two Senior members who have achieved in 4-H projects, community service, citizenship, and leadership throughout their 4-H careers. A committee of adult representatives from the 4-H Fair Association, 4-H Leaders' Association, and 4-H Youth Council, in addition to the 4-H Agent and 4-H Program Associate(s), will meet prior to the 4-H Fair to choose the winners of this award, based on formal leader recommendations.



Do you have too many award ribbons and don't know what to do with all of them? Instead of storing them in a box or throwing them away, consider donating your clean unwanted ribbons back to the Atlantic County 4-H Fair Association. Not only is it environmentally friendly to reuse, but it also saves the Fair Association much needed funds. On Saturday night, there will be three drop-off boxes on the stage to place your unwanted Danish ribbons (Excellent, Very Good, and Good). Reduce your clutter by donating your ribbons -- who needs 60 Excellent ribbons when a few will do?



**2023 ATLANTIC COUNTY 4-H FAIR
OFFICIAL 4-H EXHIBIT CATALOG
FOR MEMBERS AND LEADERS**

GENERAL RULES

1. Registered 4-H members (grades K-13) are eligible to exhibit. 4-H Cloverbud members (grades K-3) may exhibit in the Cloverbud Division ONLY.
2. Members in grades 8-13 as of September 2022 are considered to be in the Senior Division; members in grades 4-7 as of September 2022 are considered to be in the Junior Division. Members in grades K-3 as of September 2022 are considered to be in the Cloverbud Division, unless otherwise stipulated in the rules.
3. ALL members **MUST** have participated in a 4-H Fair Association Fundraiser and raised an amount of \$25. (This requirement began in the 2019-2020 4-H project year.)
4. ALL members **MUST** have also participated in a club or county Public Presentation following the state presentation guidelines. Participating in the Favorite Foods Show also counts towards this requirement.
5. Club members should exhibit in divisions in which they are enrolled and have carried a project during the current year. All members may exhibit in the Garden/Fruits & Vegetables, Flowers/Houseplants, Food Preservation, Baked Goods, Eggs, Fine Arts, Creative Crafts, and Photography.
6. All exhibits **MUST** be the result of the current year's club work and be approved by the members' 4-H club leader.
7. Record books **MUST** be complete as of Thursday, August 10, 2023 and **MUST** be brought with exhibits (IF REQUIRED). Record books will be checked by chairpersons of the exhibit and returned to the club member by the end of the Fair. FIVE Points will be deducted from each entry **NOT** accompanied by a record book. (See specific division to determine if a record book is required.)
8. ALL entries **NOT** meeting class requirements as listed will be **DISQUALIFIED**.
9. Exhibit tags and judging scoresheets **MUST** accompany ALL entries and be secured from 4-H club leaders or the County 4-H Office in Mays Landing. Exhibit tags and scoresheets should be filled out **COMPLETELY** and **NEATLY** using the correct division and class numbers, as well as the name of articles and club member. Division numbers and class numbers are found in this exhibit catalog. (See Table of Contents.)
10. Judging will begin at 9 a.m. on Friday, August 11, 2023, unless otherwise specified.
11. The 4-H Fair Association will **NOT** be liable, in any way, for loss due to fire, water, theft, an Act of God, or any cause whatsoever. The exhibitors shall hold the Fair Association blameless for any loss, and upon this condition **ONLY** are the entries and exhibits accepted. However, every precaution will be taken to protect all exhibits. Special officers will be on duty each night.
12. Any exhibitors removing an exhibit or any part of an exhibit without permission from the 4-H Fair Association will forfeit any or all ribbons. Tent and Barn Exhibits may **NOT** be removed until **AFTER** the selection of the Youth Ambassadors on Saturday, August 12. Barn Managers will be on duty to enforce this rule; **ANY** violations will **NOT** be permitted to participate in the 2024 4-H Fair. Horses may **NOT** be removed until Sunday morning (see Horse Project Activities Guide) without prior permission. 4-H Building Exhibits may not be removed until ½

hour after the completion of the Talent Show on Saturday, August 12, and then again on Sunday, August 13, 10 a.m. to 2 p.m. This will help eliminate the loss of valuable 4-H projects.

SPECIAL ENTRY RULES

1. ALL exhibits must be brought to the 4-H Fairgrounds between the hours of 6 and 9 p.m. on Thursday, August 10, 2022. NO Entries will be accepted AFTER 9 p.m.
2. All preserved foods (frozen and canned) entries will be judged on Saturday, July 22 at the 4-H Office. Drop off preserved foods entries on Saturday, July 22, 10 a.m. to 12 p.m. at the 4-H Office in Mays Landing. Judging begins at 12 p.m. No entries accepted after 12 p.m. Preserved foods entries **MUST** be accompanied by dummy cartons to be used for exhibits at the Fair (see Division F1 and F2).
3. Other than canning and freezing, no other “foods” can be entered that require refrigeration or freezing. Special circumstances may be taken into consideration pending weather.
4. All photography entries will be judged on Saturday, August 5, at the 4-H Center. Photography drop off is Monday, July 17, - Friday, July 21, 8:30 a.m. to 3:30 p.m. at the 4-H Office in Mays Landing. In addition, entries may be dropped off on Saturday, July 22, 10 a.m. to 12 p.m. at the 4-H Office. No other photos will be accepted after this time. Entries without Photography judging sheets and exhibit tags will not be accepted.
5. All members may exhibit in the Garden/Fruits & Vegetables, Flowers/Houseplants, Food Preservation, Baked Goods, Fine Arts, Eggs, Creative Crafts, Hobbies & Collections, and Photography divisions.

HOW TO COMPLETE A 4-H EXHIBIT TAG


DIVISION B – GARDENS – FRUITS/VEGETABLES

Class:

1. Garden Crops-Vegetables
2. Herbs
3. Garden Crops-Novelty Produce

STEPS

1. Find the Division which includes your project; enter that number under DIVISION.
2. Find the class that best describes your entry; enter that number under CLASS.
3. Enter the exact name of your entry under ARTICLE.
4. be sure to clearly print your NAME, CLUB NAME, AND GRADE.
5. be sure to copy the information from the top onto the bottom.
6. Attach the exhibit tag securely so it will not separate from your entry. This is important so your entry can be identified.



ATLANTIC COUNTY 4-H FAIR

DIVISION _____ B _____

CLASS NUMBER _____ 2 _____

ARTICLE _____ rosemary _____

NAME _____ Sally Jones _____

CLUB _____ 4-H Garden Gnomes _____

AGE _____ 10 _____

GRADE _____ 5 _____

AWARD: Ex Vg Good Fair

4-H VOLUNTEER DIVISION

All registered 4-H adult volunteers and leaders may enter exhibits in this division.

RULES

1. Exhibitors **MUST** be a registered adult 4-H volunteer or 4-H club leader in the Atlantic County 4-H Youth Development Program. Exhibitors should be club leaders, and/or members of the 4-H Fair Association, Leaders' Association, or Horse Council.
 2. Exhibits may include any articles made or grown by the exhibitor. Examples of exhibits are: food, crafts, vegetables, plants, photography, etc. Exhibits **DO NOT** have to be related to the exhibitors' club project area.
 3. Exhibitors should bring their exhibits to the 4-H Building on Thursday, August 10, from 6 to 9 p.m. Due to other responsibilities, there will be some flexibility in accepting leaders' exhibits. However, **ALL** exhibits **MUST** be in place by 9 a.m. on Friday, August 11.
 4. Special Adult exhibit tags should accompany **ALL** adult exhibits. These are available Thursday night during project drop-off on August 10, from 6 to 9 p.m.
 5. All entries will receive a participation ribbon.
 6. Best in Show and 2nd Best in Show will be awarded to **TWO** Adult Volunteers/Leaders who enter the **MOST** outstanding entries in this division.
 7. General rules #9 and #10 (see pg. 4) apply to **ALL** Adult exhibitors.
-

4-H PARENT/LEGAL GUARDIAN DIVISION

All parents/legal guardians of registered 4-H members may enter exhibits in this division.

RULES

1. Exhibitor **MUST** be a parent or legal guardian of a registered 4-H member. **EXCEPTION:** Tae Kwon Do adult members may enter this division.
 2. Exhibits may include any articles made or grown by exhibitors.
 3. Exhibitors should bring their exhibits to the 4-H Building on Thursday, August 10, from 6 to 9 p.m.
 4. Special Adult exhibit tags should accompany **ALL** adult exhibits. There will be available on Thursday night during project move in on August 10, from 6 to 9 p.m.
 5. All entries will receive a participation ribbon.
 6. A special award will be awarded to the adult exhibitor who enters the **MOST** outstanding entry in this division.
 7. General rules #9 and #10 (see pg. 4) apply to **ALL** Adult exhibitors.
-

ATLANTIC COUNTY MASTER GARDENER DIVISION

All certified Atlantic County Master Gardeners are welcome to display their garden-related projects i.e. art, plants, photos, etc.

RULES

1. Exhibitor **MUST** be an active Atlantic County Master Gardener that has completed the program as verified by the Agriculture Agent/ Master Gardener Program Associate.
 2. Exhibits cannot be dropped off at the 4-H Center until Thursday, August 10, from 6 to 9 p.m. and **MUST** be in place **NO LATER** than 9 a.m. on Friday, August 11.
 3. Entries may be picked up between 10 and 11 p.m. on Saturday, August 12, or between 10 a.m. and 2 p.m. on Sunday, August 13. Any entries that are not picked up by Sunday will be **DISCARDED**.
 4. Photos must be taken and mounted by an active Master Gardener who has completed the program verified by the Agricultural Agent/Master Gardener Program Associate. **NO GLASS FRAMES**. Any photos not picked up by Sunday will be **DISCARDED**.
-

DIVISION A - 4-H CLOVERBUD PROJECTS

Boys and girls enrolled in 4-H Cloverbud clubs or participate as a Cloverbud member (grade K-3) in a project club have the opportunity to exhibit articles that they have made or grown as a part of their 4-H Cloverbud club experiences. These articles are to be displayed in a special area assigned to 4-H Cloverbuds for exhibit **ONLY**.

- Participation ribbons will be given; while **NO** ratings will be given to these exhibits, comments/evaluations may be given.

NOTE: ALL members in grades K through 3 as of September 2022 **MUST** exhibit in the Cloverbud Division.

DIVISION B - GARDENS - FRUIT/VEGETABLES

RULES

In addition to General Rules and Special Entry Rules (refer to pgs. 4-5):

1. All exhibits must have been selected and grown by the club member exhibiting.
2. Exhibitors must select the **BEST** product and submit the required number of specimens listed for each class.
3. Given state, county, or club level 4-H presentation following the state presentation guidelines. Participating in the Favorite Foods Show also counts towards this requirement.
4. **ALL** members **MUST** have participated in a 4-H Fair Association Fundraiser and raised an amount of \$25. (This requirement began in the 2019-2020 4-H project year.)
5. Each entry must consist of a single variety correctly named.
6. A Best In Show and a 2nd Best In Show rosette will be awarded to the outstanding entries in this division.
7. The judging criteria for vegetables and fruits include uniformity of size, shape, color, and trueness to type.

| Class Number/Name | Class Description | Entry Requirements |
|---|---|--|
| Class 1: Garden Crops – Vegetables | A fruit, root, flower, or leaf that is edible and was cared for at least 30 days prior to submission. | 2-4 specimens should be blemish free and at correct stage of ripeness. |

| | | |
|--|---|--|
| | | 3 entry maximum—each of a different species or cultivar; i.e. you can enter 3 tomatoes, but each must be a different cultivar – not all “Celebrity.” |
| Class 2: Herbs | A plant grown primarily for adding flavor rather than being consumed alone. | Plant should be healthy and appropriate size for species. 3 entry maximum—each of a different species or cultivar. |
| Class 3: Garden Crops – Novelty Produce | A unique fruit or vegetable that’s a funny shape. | The produce plant must be one that you have taken care of for at least 30 days prior to entry. |

DIVISION C – FLOWERS/HOUSEPLANTS

RULES

In addition to General Rules and Special Entry Rules (refer to pgs. 4-5):

1. All exhibits must have been grown, selected, and arranged by the club member exhibiting.
2. Given state, county, or club level 4-H presentation following the state presentation guidelines. Participating in the Favorite Foods Show also counts towards this requirement.
3. ALL members MUST have participated in a 4-H Fair Association Fundraiser and raised an amount of \$25. (This requirement began in the 2019-2020 4-H project year.)
4. Exhibitors must furnish their own containers. Adhesive tape on the bottom of the container must have the exhibitors name on it.
5. Exhibitors must select the BEST product and may submit ONE (1) entry in each class.
6. ALL entries must be labeled with common name and variety of plants.
7. A Best In Show and a 2nd Best In Show rosette will be awarded to the top two outstanding flower entries.

| Class Number/Name | Class Description | Entry Requirements |
|--|---|---|
| Class 1: Ornamentals – Flowers | Flowers that are grown for ornamental purposes and not ordinarily for consumption. | Flower still attached to plant. 3 entry maximum—each of a different species or cultivar. |
| Class 2: Ornamentals – Cut Flower Arrangement | Create a beautiful bouquet of cut flowers in a vase using a minimum of two varieties of flowers and five stems. | Flowers must be ones that are grown from seedling or a seed and have taken care of at least 14 days prior to entry. |
| Class 3: Houseplants | Includes all indoor houseplants and succulents | Plant must be cared for by club member |

DIVISION D – MODEL TRAIN

OBJECTIVES

To introduce young people, ages 7 to grade 13, to new or advanced skills by building an operating a modular model railroad by learning:

1. Basic simple carpentry and proper use of tools by building a model railroad module.
2. Elemental principles of safe low-voltage electrical wiring necessary to operate a model railroad.
3. Cooperation and teamwork through mutually erecting, connecting, and operating the model railroad.
4. Principles of graphic display in planning and creating theme, scenery, and model structure for the module.
5. Historical perspective, geography, and research techniques through the study of railroads, their history, and the regional communities they serve.

RULES

In addition to General Rules and Special Entry Rules (refer to pgs. 4-5):

1. Only enrolled members of the Model Train Club may exhibit.
2. Given state, county, or club level 4-H presentation following the state presentation guidelines. Participating in the Favorite Foods Show also counts towards this requirement.
3. ALL members **MUST** have participated in a 4-H Fair Association Fundraiser and raised an amount of \$25. (This requirement began in the 2019-2020 4-H project year.)
4. All exhibits must be the result of a club member's and parent/guardian's effort. Parent participation should be kept MINIMUM so as to enhance the child's overall experience.
5. Modules will be judged on the basis of creativity and demonstration of knowledge of the topics selected.
6. Modules can ONLY be judged one at a time, unless there has been a significant refurbishment or change to the module. The club leader or assistant club leader will make the determination as to whether the module has changed significantly from year to year to warrant being judged again.
7. Members will be scheduled to operate the display at the discretion of the leader.
8. Every member will set up and take down the Fair display.
9. All entries will receive Danish ribbons.

| Description | Entry Requirements |
|---|---|
| All modules will be judged under the same criteria. | All exhibits must be tagged with member's name and grade. |

DIVISION E – CLOTHING AND TEXTILES

RULES

In addition to General Rules and Special Entry Rules (refer to pgs. 4-5)

1. Only regularly enrolled 4-H members are eligible to exhibit.

2. Given state, county, or club level 4-H presentation following the state presentation guidelines. Participating in the Favorite Foods Show also counts towards this requirement.
3. ALL members **MUST** have participated in a 4-H Fair Association Fundraiser and raised an amount of \$25. (This requirement began in the 2019-2020 4-H project year.)
4. All clothing items will be judged at the 4-H Office on Saturday, July 22, at 10 a.m. Exhibitors **MUST** be present during judging. Please note that this is the **ONLY** time that clothing items will be judged. **THERE WILL BE NO EXCEPTIONS MADE.**
5. Each item must have an exhibit tag and scoresheet. These should be filled out **COMPLETELY.**
6. All garments **MUST** be entered on hangers.
7. Members **MUST** attempt new learning experiences in each successive section and level.
8. All entries not meeting class requirements as listed will be disqualified.
9. Members will receive a ribbon and award corresponding to the judging rating for each garment.
10. **All 4-Hers who have entered clothing MUST participate in the 4-H Fair Fashion Revue on Friday, August 11. Participants will receive a special participation ribbon.**
11. Outstanding entries will receive Best In Show or 2nd Best In Show rosettes in the Junior and Senior Divisions. They must receive an Excellent rating to be eligible.
12. Members in grades 8-13 as of September 2022 are considered to be in the Senior Division and members in grades 4-7 as of September 2022 are considered to be in the Junior Division.
13. Members with Special Needs are allowed to have a leader present with them during judging. 4-H staff **MUST** be notified in advance.
14. Cloverbud members (K-3) who want to be included in the Fashion Revue must drop off clothing items on July 22. Otherwise, items should be entered on Thursday, August 10, from 6-9 p.m.

| Class Number/Name | Class Requirements |
|-----------------------------------|---|
| Class 1: Beginner Only | Beginner Sewing Kit: includes at least 8 different notions a beginning sewer needs in a "sewing basket" you have decorated. |
| Class 2: Beginner Only | Pin cushion or needle book |
| Class 3: Beginner Only | Basic hand stitches: stuffed animal, booklet, etc. |
| Class 4 | Clothing accessory: tote bag, beach bag, purse, apron, poncho, belt, scarf, hat, etc. |
| Class 5 | Skirt, shorts, pants |
| Class 6 | Dress or Jumper |
| Class 7 | Other |

DIVISION E1 – 4-H FASHION REVUE: FRIDAY, AUGUST 11, 6:30 P.M.

RULES

In addition to General Rules and Special Entry Rules (refer to pages. 4-5):

1. Sewn items that have been judged and made by 4-H members or purchased as a Consumerism project must be modeled in the Fashion Revue at the 4-H Fair, Friday, August 11, at 6:30 p.m.
2. All members who entered clothing in the Fair must participate in the Fashion Revue.
3. Fashion Revue forms must be completed and turned in on July 22 at Clothing Evaluation. **NO FORM = NO FASHION REVUE PARTICIPATION.**
4. 4-H Fashion Revue line-up will be held at 6 p.m. in the building. 4-Hers may change into their garments at the Center and **MUST** change after the show and return their garments to the display. All 4-Hers should be at the Center at 5:30 p.m. to allow enough time for changing prior to line-up.

- 4-Hers who participate in the Fashion Revue will receive participation ribbons. Awards will be given to the outstanding Junior and Senior models.

DIVISION E2 – HOME ENVIRONMENT & BASIC SEWING

RULES

In addition to General Rules and Special Entry Rules (refer to pages. 4-5):

- To include home environment projects sewn or made by 4-H members in the current project year.
- Given state, county, or club level 4-H presentation following the state presentation guidelines. Participating in the Favorite Foods Show also counts towards this requirement.
- ALL members **MUST** have participated in a 4-H Fair Association Fundraiser and raised an amount of \$25. (This requirement began in the 2019-2020 4-H project year.)
- Entries will be disqualified if they are NOT considered functional items used in a home environment. Craft/wooden items are NOT allowed in this section.
- Judging criteria: quality of workmanship, usefulness/functional home use items, color and design application, personal creativity, cleanliness.
- Best In Show and 2nd Best In Show rosettes will be awarded to outstanding entries in the Junior and Senior Divisions

| Class Number/Name | Class Description/Requirements |
|---|---|
| Class 1 Home Accessory | Pillow, pillow sham, photo frame, counted cross stitch home décor, etc. |
| Class 2 Bed Accessory | Bedspread, quilt, comforter, blanket, dust ruffle, etc. |
| Class 3 Bath Accessory | 2 decorative towels, 2 decorative hand towels, 2 decorative wash cloths, shower curtain, etc. |
| Class 4 Kitchen/Dining Accessory | 2 decorative kitchen towels, 2 potholders, small appliance cover, table covering, table runner, 4 placemats, etc. |
| Class 5 | Other |

DIVISION F - FOOD PRESERVATION

F1 – CANNING

In addition to General Rules and Special Entry Rules (refer to pgs. 4-5):

- Canning exhibits will be judged on Saturday, July 22, at the 4-H Office. Entries must be dropped off at the 4-H Office on Saturday, July 22, from 10 a.m. to 12 p.m. No entries accepted after 12 p.m.
- Given state, county, or club level 4-H presentation following the state presentation guidelines. Participating in the Favorite Foods Show also counts towards this requirement.
- ALL members **MUST** have participated in a 4-H Fair Association Fundraiser and raised an amount of \$25. (This requirement began in the 2019-2020 4-H project year.)
- Best In Show and 2nd Best In Show rosettes will be awarded for outstanding entries in Junior and Senior Divisions based on the number of qualified entries.

| Class Number/Name | Entry Requirements |
|--|--|
| <p>Class 1: Fruit</p> | <p>Use regulation canning jars, pints, or quarts for canning.</p> <p>All jars in each entry must be identical as to size, shape, and color. Rings should remain on jars for display. Rings and lids MUST be free from rust.</p> <p>4-H exhibit labels must be placed on the side of the jar one (1) inch from the base and filled out completely. Add the date the project was canned. Points may be deducted if the date is not added.</p> <p>Each canning entry should include TWO (2) unopened jars identical in size, with canning labels. A sample MUST also be brought. This sample can be another unopened jar or small sample in a baby food jar or other small container and should be labeled the same as other jars. Samples might not be returned to exhibitors.</p> <p>Each 4-H'er may enter more than one entry in each class provided that different fruits or vegetables are used for each entry.</p> <p>Recipes MUST accompany ALL entries. Recipes can be typed or NEATLY handwritten. Recipe cards are not to be larger than 3" x 5".</p> |
| <p>Class 2: Vegetables</p> | <p>Use regulation canning jars, pints, or quarts for canning.</p> <p>All jars in each entry must be identical as to size, shape, and color. Rings should remain on jars for display. Rings and lids MUST be free from rust.</p> <p>4-H exhibit labels must be placed on the side of the jar one (1) inch from the base and filled out completely. Add the date the project was canned. Points may be deducted if the date is not added.</p> <p>Each canning entry should include TWO (2) unopened jars identical in size, with canning labels. A sample MUST also be brought. This sample can be another unopened jar or small sample in a baby food jar or other small container and should be labeled the same as other jars. Samples might not be returned to exhibitors.</p> <p>Each 4-H'er may enter more than one entry in each class provided that different fruits or vegetables are used for each entry. (continued)</p> <p>Recipes MUST accompany ALL entries. Recipes can be typed or NEATLY handwritten. Recipe cards are not to be larger than 3" x 5".</p> |
| <p>Class 3: Jams or Jellies</p> | <p>Use regulation canning jars, ½ pints for jams and jelly glasses or canning jars for jelly.</p> <p>All jars in each entry must be identical as to size, shape, and color. Rings should remain on jars for display. Rings and lids MUST be free from rust.</p> <p>4-H exhibit labels must be placed on the side of the jar one (1) inch from the base and filled out completely. Add the date the project was canned. Points may be deducted if the date is not added.</p> <p>Each canning entry should include TWO (2) unopened jars identical in size, with canning labels. A sample MUST also be brought. This sample can be another</p> |

| | |
|--|--|
| | <p>unopened jar or small sample in a baby food jar or other small container and should be labeled the same as other jars. Samples might not be returned to exhibitors. Each 4-H'er may enter more than one entry in each class provided that different fruits or vegetables are used for each entry.</p> <p>Recipes MUST accompany ALL entries. Recipes can be typed or NEATLY handwritten. Recipe cards are not to be larger than 3" x 5".</p> |
| <p>Class 4: Pickles or Relishes</p> | <p>Use regulation canning jars, pints, or quarts for canning.</p> <p>All jars in each entry must be identical as to size, shape, and color. Rings should remain on jars for display. Rings and lids MUST be free from rust.</p> <p>4-H exhibit labels must be placed on the side of the jar one (1) inch from the base and filled out completely. Add the date the project was canned. Points may be deducted if the date is not added.</p> <p>Each canning entry should include TWO (2) unopened jars identical in size, with canning labels. A sample MUST also be brought. This sample can be another unopened jar or small sample in a baby food jar or other small container and should be labeled the same as other jars. Samples might not be returned to exhibitors. Each 4-H'er may enter more than one entry in each class provided that different fruits or vegetables are used for each entry.</p> <p>Recipes MUST accompany ALL entries. Recipes can be typed or NEATLY handwritten. Recipe cards are not to be larger than 3" x 5".</p> |
| <p>Class 5: Other</p> | <p>Use regulation canning jars, pints, or quarts for canning.</p> <p>All jars in each entry must be identical as to size, shape, and color. Rings should remain on jars for display. Rings and lids MUST be free from rust.</p> <p>4-H exhibit labels must be placed on the side of the jar one (1) inch from the base and filled out completely. Add the date the project was canned. Points may be deducted if the date is not added.</p> <p>Each canning entry should include TWO (2) unopened jars identical in size, with canning labels. A sample MUST also be brought. This sample can be another unopened jar or small sample in a baby food jar or other small container and should be labeled the same as other jars. Samples might not be returned to exhibitors.</p> <p>Each 4-H'er may enter more than one entry in each class provided that different fruits or vegetables are used for each entry.</p> <p>Recipes MUST accompany ALL entries. Recipes can be typed or NEATLY handwritten. Recipe cards are not to be larger than 3" x 5".</p> |

DIVISION F2 – FREEZING

In addition to General Rules and Special Entry Rules (refer to pgs. 4-5):

- Freezing exhibits will be judged on Saturday, July 22, at the 4-H Office. Entries must be dropped off at the 4-H Office on Saturday, July 22, from 10 a.m. to 12 p.m. No entries accepted after 12 p.m.

2. Given state, county, or club level 4-H presentation following the state presentation guidelines. Participating in the Favorite Foods Show also counts towards this requirement.
3. ALL members **MUST** have participated in a 4-H Fair Association Fundraiser and raised an amount of \$25. (This requirement began in the 2019-2020 4-H project year.)
4. Only items in the classes here specified may be entered.
5. Outstanding entries will receive Best In Show and 2nd Best In Show rosettes in Junior and Senior Divisions.

| Class Number/Name | Entry Requirements |
|--|--|
| <p>Class 1: Fruit</p> | <p>Entry should be a pint, ½ pint, or quart standard freezer packages of glass, plastic, cardboard, or freezer paper.</p> <p>Each package MUST be marked with the name of the project, date of freezing, and the name of the 4-H member.</p> <p>All freezing entries MUST include the frozen food and a dummy package, both with freezing labels. Dummy packages can be freezer containers, packages filled with pebbles, or blocks of wood wrapped in freezer paper. IMPORTANT: Dummy packages MUST be neat and clean. On the outside of the packages, there should be a picture cut out from a magazine or a drawing of the frozen food inside.</p> <p>Vacuum sealed freezer bag method is optional. Dummy packages MUST resemble packaging.</p> <p>Each 4-H'er may enter more than one entry in each class provided that different fruits or vegetables are used for each entry.</p> |
| <p>Class 2: Vegetables</p> | <p>Entry should be a pint, ½ pint, or quart standard freezer packages of glass, plastic, cardboard, or freezer paper.</p> <p>Each package MUST be marked with the name of the project, date of freezing, and the name of the 4-H member.</p> <p>All freezing entries MUST include the frozen food and a dummy package, both with freezing labels. Dummy packages can be freezer containers, packages filled with pebbles, or blocks of wood wrapped in freezer paper. IMPORTANT: Dummy packages MUST be neat and clean. On the outside of the packages, there should be a picture cut out from a magazine or a drawing of the frozen food inside.</p> <p>Vacuum sealed freezer bag method is optional. Dummy packages MUST resemble packaging.</p> <p>Each 4-H'er may enter more than one entry in each class provided that different fruits or vegetables are used for each entry.</p> |
| <p>Class 3: Meats and Baked Goods</p> | <p>Entry should be a pint, ½ pint, or quart standard freezer packages of glass, plastic, cardboard, or freezer paper.</p> <p>Each package MUST be marked with the name of the project, date of freezing, and the name of the 4-H member.</p> |

| | |
|---|--|
| | <p>All freezing entries MUST include the frozen food and a dummy package, both with freezing labels. Dummy packages can be freezer containers, packages filled with pebbles, or blocks of wood wrapped in freezer paper. IMPORTANT: Dummy packages MUST be neat and clean. On the outside of the packages, there should be a picture cut out from a magazine or a drawing of the frozen food inside.</p> <p>Vacuum sealed freezer bag method is optional. Dummy packages MUST resemble packaging.</p> <p>Each 4-H'er may enter more than one entry in each class provided that different fruits or vegetables are used for each entry.</p> |
| <p>Class 4: Freezer Jelly or Jam</p> | <p>Entry should be a pint, ½ pint, or quart standard freezer packages of glass, plastic, cardboard, or freezer paper.</p> <p>Each package MUST be marked with the name of the project, date of freezing, and the name of the 4-H member.</p> <p>All freezing entries MUST include the frozen food and a dummy package, both with freezing labels. Dummy packages can be freezer containers, packages filled with pebbles, or blocks of wood wrapped in freezer paper. IMPORTANT: Dummy packages MUST be neat and clean. On the outside of the packages, there should be a picture cut out from a magazine or a drawing of the frozen food inside.</p> <p>Vacuum sealed freezer bag method is optional. Dummy packages MUST resemble packaging.</p> <p>Each 4-H'er may enter more than one entry in each class provided that different fruits or vegetables are used for each entry.</p> |
| <p>Class 5: Pickles</p> | <p>Entry should be a pint, ½ pint, or quart standard freezer packages of glass, plastic, cardboard, or freezer paper.</p> <p>Each package MUST be marked with the name of the project, date of freezing, and the name of the 4-H member.</p> <p>All freezing entries MUST include the frozen food and a dummy package, both with freezing labels. Dummy packages can be freezer containers, packages filled with pebbles, or blocks of wood wrapped in freezer paper. IMPORTANT: Dummy packages MUST be neat and clean. On the outside of the packages, there should be a picture cut out from a magazine or a drawing of the frozen food inside.</p> <p>Vacuum sealed freezer bag method is optional. Dummy packages MUST resemble packaging.</p> <p>Each 4-H'er may enter more than one entry in each class provided that different fruits or vegetables are used for each entry.</p> |
| <p>Class 6: Other</p> | <p>Entry should be a pint, ½ pint, or quart standard freezer packages of glass, plastic, cardboard, or freezer paper.</p> |

| | |
|--|---|
| | <p>Each package MUST be marked with the name of the project, date of freezing, and the name of the 4-H member.</p> <p>All freezing entries MUST include the frozen food and a dummy package, both with freezing labels. Dummy packages can be freezer containers, packages filled with pebbles, or blocks of wood wrapped in freezer paper. <u>IMPORTANT:</u> Dummy packages MUST be neat and clean. On the outside of the packages, there should be a picture cut out from a magazine or a drawing of the frozen food inside.</p> <p>Vacuum sealed freezer bag method is optional. Dummy packages MUST resemble packaging.</p> <p>Each 4-H'er may enter more than one entry in each class provided that different fruits or vegetables are used for each entry.</p> |
|--|---|

DIVISION G – BAKED GOODS

RULES

In addition to General Rules and Special Entry Rules (refer to pgs. 4-5):

1. Exhibits will be judged Friday, August 11. Entries must be brought to the 4-H Center on Thursday, August 10, from 6- 9 p.m.
2. All entries will receive Danish awards.
3. Given state, county, or club level 4-H presentation following the state presentation guidelines. Participating in the Favorite Foods Show also counts towards this requirement.
4. ALL members **MUST** have participated in a 4-H Fair Association Fundraiser and raised an amount of \$25. (This requirement began in the 2019-2020 4-H project year.)
5. **NO FOODS REQUIRING REFRIDGERATION WILL BE ACCEPTED.**
6. Entries must include a recipe on a 3"x 5" card and a 4-H exhibit card. Points may be deducted if the recipe care is NOT legible, clear, or not on a 3"x5" size card. No full sheets of paper allowed.
7. Best In Show and 2nd Best In Show rosettes will be awarded to the best overall entries in Breads, Brownies, Cakes, Candy, Cookies, Decorated Cakes, International Foods, Pastry, and Pies in the Junior and Senior Divisions, and for any unit in which there are 3 or more entries.
8. All entries should be consistent with the level baked of the member's cooking ability.

| Class Number/Name | Class Description | Entry Requirements |
|----------------------------|---|---|
| Class 1: Breads | Biscuits, muffins, corn bread, coffee cake, gingerbread, fruit bread, fruit & nut bread, vegetable bread, cheese bread, rolls, loaf bread (white, wheat, sourdough, etc.) | <p>See rules above.</p> <p>Entries must be prepared by the exhibitor from scratch (homemade, NO box mixes or commercial frosting/icing allowed).</p> <p>Entries must be brought on a disposable plate and either put in a</p> |

| | | |
|------------------------------|--|---|
| | | <p>Ziploc storage bag or covered with plastic wrap.</p> <p>Exhibit 4 samples or a whole loaf of bread</p> |
| Class 2: Cookies | Drop, bar, rolled, refrigerator, molded/shaped, fancy (filled or iced) | <p>See rules above.</p> <p>Entries must be prepared by the exhibitor from scratch (homemade, NO box mixes or commercial frosting/icing allowed).</p> <p>Entries must be brought on a disposable plate and either put in a Ziploc storage bag or covered with plastic wrap.</p> <p>Exhibit 4 samples</p> |
| Class 3: Brownies | | <p>See rules above.</p> <p>Entries must be prepared by the exhibitor from scratch (homemade, NO box mixes or commercial frosting/icing allowed).</p> <p>Entries must be brought on a disposable plate and either put in a Ziploc storage bag or covered with plastic wrap.</p> <p>Exhibit 4 samples</p> |
| Class 4: Candy | Fudge, brittle, hard candy, divinity, etc. | <p>See rules above.</p> <p>Entries must be prepared by the exhibitor from scratch (homemade, NO box mixes or commercial frosting/icing allowed).</p> <p>Entries must be brought on a disposable plate and either put in a Ziploc storage bag or covered with plastic wrap.</p> <p>Exhibit 4 samples</p> |
| Class 5: Cakes | Yellow, chocolate, white, sponge, angel food, pound, spice, cupcakes, etc. | <p>See rules above.</p> <p>Entries must be prepared by the exhibitor from scratch (homemade, NO box mixes or commercial frosting/icing allowed).</p> <p>Entries must be brought on a disposable plate and either put in a Ziploc storage bag or covered with plastic wrap.</p> |

| | | |
|---|------------------------------------|---|
| | | <p><u>Cupcakes</u>: exhibit 4 samples with or without icing</p> <p><u>Cakes</u>: exhibit ½ cake with or without icing</p> |
| Class 6: Decorated Cakes | Decorated to carry out a theme | <p>See rules above.</p> <p>Decorated cake class entries do not have to be a real cake. Dummy cake (i.e. Styrofoam, cardboard, etc.) can be used as a base to decorate.</p> <p>Entries must be prepared by the exhibitor from scratch (homemade, NO box mixes or commercial frosting/icing allowed).</p> <p>Entries must be brought on a disposable plate and either put in a Ziploc storage bag or covered with plastic wrap.</p> |
| Class 7: Pies | Fruit, pumpkin, sweet potato, etc. | <p>See rules above.</p> <p>Entries must be prepared by the exhibitor from scratch (homemade, NO box mixes or commercial frosting/icing allowed).</p> <p>Entries must be brought on a disposable plate and either put in a Ziploc storage bag or covered with plastic wrap.</p> <p>Exhibit whole pie</p> |
| Class 8: Pastry | | <p>See rules above.</p> <p>Entries must be prepared by the exhibitor from scratch (homemade, NO box mixes or commercial frosting/icing allowed).</p> <p>Entries must be brought on a disposable plate and either put in a Ziploc storage bag or covered with plastic wrap.</p> <p>Exhibit 4 samples</p> |
| Class 9: International Foods | Must include country of origin | <p>See rules above.</p> <p>Entries must be prepared by the exhibitor from scratch (homemade, NO box mixes or commercial frosting/icing allowed).</p> |

| | | |
|--------------------------------|---|---|
| | | <p>Entries must be brought on a disposable plate and either put in a Ziploc storage bag or covered with plastic wrap.</p> <p>Exhibit 4 samples</p> |
| Class 10: Snack Mix | | <p>See rules above.</p> <p>Entries must be prepared by the exhibitor from scratch (homemade, NO box mixes or commercial frosting/icing allowed).</p> <p>Entries must be brought on a disposable plate and either put in a Ziploc storage bag or covered with plastic wrap.</p> <p>Exhibit 2 cups worth</p> <p>Entries receive Participation ribbons</p> |
| Class 11: Other | <p>Recipe file box, menu, baked goods gift basket, food or nutrition poster/display</p> | <p>See rules above.</p> <p>Entries must be prepared by the exhibitor from scratch (homemade, NO box mixes or commercial frosting/icing allowed).</p> <p>Entries must be brought on a disposable plate and either put in a Ziploc storage bag or covered with plastic wrap.</p> <p>Entries receive Participation ribbons</p> |

DIVISION H - FINE ARTS

RULES

In addition to General Rules and Special Entry Rules (refer to pgs. 4-5):

1. Exhibits will be judged Friday, August 11. Entries must be brought to the 4-H Center on Thursday, August 10, from 6- 9 p.m.
2. To include projects made by 4-H members during the current project year.
3. Given state, county, or club level 4-H presentation following the state presentation guidelines. Participating in the Favorite Foods Show also counts towards this requirement.
4. ALL members **MUST** have participated in a 4-H Fair Association Fundraiser and raised an amount of \$25. (This requirement began in the 2019-2020 4-H project year.)
5. Members may enter up to five (5) projects per class.
6. Best In Show and 2nd Best In Show rosettes will be awarded to outstanding entries in Junior and Senior Divisions.

| Class Number/Name | Class Description |
|--|---|
| Class 1: Artwork | Entries may include paintings, drawings, and sketches using any type of media. |
| Class 2: 3-D Artwork | Entries may include sculpture using any type of media, including, but not limited to, clay, foam, fabric, model magic, etc. |
| Class 3: Computer Related Art | Entries may include any art created using a computer program which may include, but not limited to, graphic design, web design, computer generated illustration, etc. |

DIVISION I - CREATIVE CRAFTS

RULES

In addition to General Rules and Special Entry Rules (refer to pgs. 4-5):

1. Exhibits will be judged Friday, August 11. Entries must be brought to the 4-H Center on Thursday, August 10, from 6- 9 p.m.
2. To include creative crafts projects made by 4-H members during the current project year.
3. Given state, county, or club level 4-H presentation following the state presentation guidelines. Participating in the Favorite Foods also counts towards this requirement.
4. ALL members MUST have participated in a 4-H Fair Association Fundraiser and raised an amount of \$25. (This requirement began in the 2019-2020 4-H project year.)
5. Members must select their best in each class and they may enter five (5) per class
6. Craft projects made at 4-H Camp may be entered.
7. Best In Show and 2nd Best In Show rosettes will be awarded to outstanding entries in the Junior and Senior Divisions

| Class Number/Name | Class Description |
|--|--|
| Class 1: Paper Crafts | Origami, scrapbooking, and any other paper craft. |
| Class 2: Trendy Crafts | Tie dye, duct tape, rainbow loom, and any other trendy craft. |
| Class 3: Camp-like Crafts | Basket weaving, leather, ceramics (premade), woodworking, and any other item that would be made at camp. |
| Class 4: Trash to Treasure Crafts | Transforming old things into new things. |
| Class 5: Fashion Accessories | Handcrafted jewelry (bracelets, necklace, rings, etc.) |

DIVISION J – HOBBIES AND COLLECTIONS

RULES

In addition to General Rules and Special Entry Rules (refer to pgs. 4-5)

1. Exhibits will be judged Friday, August 11. Entries must be brought to the 4-H Center on Thursday, August 10, from 6- 9 p.m.
2. All collections must be properly displayed and identifications made.
3. Given state, county, or club level 4-H presentation following the state presentation guidelines. Participating in the Favorite Foods also counts towards this requirement.
4. ALL members MUST have participated in a 4-H Fair Association Fundraiser and raised an amount of \$25. (This requirement began in the 2019-2020 4-H project year.)

| Class Number/Name | Class Description |
|-------------------|--|
| Class 1 | Any hobby/collection, such as stamps, coins, rocks, stones, shells, model cars, etc. |

DIVISION K- PHOTOGRAPHY

RULES

In addition to General Rules and Special Entry Rules (refer to pgs. 4-5):

1. Photographs entered must have been taken and mounted by the 4-H member exhibiting, since August 1, 2022.
2. Given state, county, or club level 4-H presentation following the state presentation guidelines. Participating in the Favorite Foods also counts towards this requirement.
3. ALL members MUST have participated in a 4-H Fair Association Fundraiser and raised an amount of \$25. (This requirement began in the 2019-2020 4-H project year.)
4. All photography entries will be judged on Saturday, August 5, at the 4-H Center. Photography drop off is Monday, July 17, – Friday, July 21, 8:30 a.m. to 3:30 p.m. at the 4-H Office in Mays Landing. Entries may also be dropped off on Saturday, July 22, 10 a.m. to 12 p.m. at the 4-H Center. No other photos will be accepted after this time. Entries without Photography judging sheets and exhibit tags will not be accepted. NO photo entries will be accepted on day of judging or during exhibit entries on Thursday, August 10. Cloverbud photography exhibits should be entered on Thursday, August 10.
5. Photographs must be in the form of prints or enlargements, may be processed at home or commercially.
6. First, second, and third place ribbons will be awarded to 1 Junior and 1 Senior for combined divisions.

| Class Number/Name | Class Description | Entry Requirements |
|---------------------------------------|--|---|
| Class 1: Animals, Domestic | <p>Photos focusing on the various animals that have been tamed to fit our human environment and kept as a work animal, food source, or pet.</p> <p>Examples: chickens, cows, dogs/cats, hamsters, horses, pigs, sheep/goats.</p> | <p>Up to 4 photos allowed per class.</p> <p>Entries must be mounted appropriately on mounting mat or poster board with correctly filled out entry tag and judging sheet</p> |

| | | |
|---|---|--|
| | <p>Not allowed: wildlife</p> | <p>attached. The mounting will be judged on neatness and appropriate colors only. <u>NO GLASS FRAMES.</u></p> <p>No cross entering allowed. A photograph can only be entered in 1 class.</p> <p>All photographs must have been taken by the 4-H member and be a minimum of 300 dpi (dots per inch) quality resolution.</p> |
| <p>Class 2: Landscape and Nature</p> | <p>The focus of this category is to capture the beauty and uniqueness of the outdoors and non-domesticated animals.</p> <p>Photos may include, but are not limited to, wildlife, insects, sunsets, urban landscapes, seascapes, cityscapes, farms, flowers, and flora. Detailed and macro (extremely close-up) photographs that meet the requirements are welcome.</p> <p>Examples: wildlife, insects, landscapes/gardens, an upward shot of a tree, scenic, or outdoors.</p> <p>Not allowed: photos taken through glass.</p> | <p>Up to 4 photos allowed per class.</p> <p>Entries must be mounted appropriately on mounting mat or poster board with correctly filled out entry tag and judging sheet attached. The mounting will be judged on neatness and appropriate colors only. <u>NO GLASS FRAMES.</u></p> <p>No cross entering allowed. A photograph can only be entered in 1 class.</p> <p>All photographs must have been taken by the 4-H member and be a minimum of 300 dpi (dots per inch) quality resolution.</p> |
| <p>Class 3: Motion/Action</p> | <p>The capture of movement within a single photo helps tell a story. Whether it's a dog running, a train barreling down the tracks, or trees blowing in the wind, each of these scenes can come alive within a photograph using different techniques (i.e. blurring, freezing, shutter speed, timing, focus).</p> <p>Examples: ferris wheel spinning, horse running across field/pasture, sports, dancing, canoeing, kayaking, paddle boating, splashing in water.</p> <p>Not allowed: still life</p> | <p>Up to 4 photos allowed per class.</p> <p>Entries must be mounted appropriately on mounting mat or poster board with correctly filled out entry tag and judging sheet attached. The mounting will be judged on neatness and appropriate colors only. <u>NO GLASS FRAMES.</u></p> <p>No cross entering allowed. A photograph can only be entered in 1 class.</p> <p>All photographs must have been taken by the 4-H member and be a minimum of 300 dpi (dots per inch) quality resolution.</p> |
| <p>Class 4: Still Life</p> | <p>Category is a still life specialization of photography aimed at producing attractive photographs of inanimate objects which are either natural or manmade. Detailed and micro</p> | <p>Up to 4 photos allowed per class.</p> <p>Entries must be mounted appropriately on mounting mat or poster board with correctly filled</p> |

| | | |
|--|---|---|
| | <p>(extremely close-up) photographs that meet the category requirements are also welcome.</p> <p>Examples: food, place settings, bouquet of flowers, jewelry, books, drinking glass/teacup.</p> <p>Not allowed: photos of alcoholic beverages</p> | <p>out entry tag and judging sheet attached. The mounting will be judged on neatness and appropriate colors only. <u>NO GLASS FRAMES.</u></p> <p>No cross entering allowed. A photograph can only be entered in 1 class.</p> <p>All photographs must have been taken by the 4-H member and be a minimum of 300 dpi (dots per inch) quality resolution.</p> |
|--|---|---|

DIVISION L – LIVESTOCK

RULES

In addition to General Rules and Special Entry Rules (refer to pgs. 4-5):

1. Club members exhibit or showing must be a 4-H member in “good standing” according to the state 4-H standards as follows. S/he must have:
 - a. Been registered member as of January 1, 2023 and have their project animal(s) registered by May 1, 2023
 - b. Attend at least 70% of regular club meetings and/or activities.
 - c. Given state, county, or club level 4-H presentation following the state presentation guidelines. Participating in Favorite Foods Show counts towards this requirement.
 - d. ALL members **MUST** have participated in a 4-H Fair Association Fundraiser and raised an amount of \$25. (This requirement began in the 2019-2020 4-H project year.)
 - e. Been responsible for the physical care/training of animals to the fullest extent possible.
 - f. Completed and turned in a project record book for each species exhibiting.
2. In order to exhibit or show in showmanship, an animal **MUST** be the 4-Her’s project animal from May 1 of the current year and have sent in a Livestock Registration Form to the 4-H Office by May 1. This means that they have participated in the care of a project animal(s).
3. Members **MUST** do their OWN fitting and handling for the show or exhibition.
4. Members **MUST** care for animals while on exhibit at the Fair.
5. ALL Livestock Project members **MUST** attend the Pre-Fair Livestock Members’ Meeting on Monday, August 7, at 6:30 p.m. to have health requirements and completed Farm Visits Forms for project animals verified.
6. Showmanship will be scored using the Danish system.
7. With the exception of Special/Rare, awards will be given in each class. There **MUST** be at least three (3) judged exhibits in a class for awards to be given. Cloverbud member are NOT judged, they may receive comments **ONLY**.
8. **ONLY** livestock members may sleep over. ALL Overnight/Event permission forms **MUST** be signed by a club leader prior to turning it into the 4-H Fair Office.
9. **NO ONE**, except for the members, leaders, or barn managers, will be allowed in any livestock stalls.

10. A Stall Management ribbons will be awarded to 1 Senior and 1 Junior member.
11. Show Attire Rules:
 - a. Show clothing for beef, meat goats, sheep, and swine is a clean, WHITE Shirt and Jeans.
 - b. Clothing for dairy goats is a clean, WHITE shirt and WHITE pants. (points will be deducted for wearing pants other than white, members will still be permitted to show)
 - c. Proper shoes for working with animals (i/e. boots) are to be worn at ALL times around animals (pens and show ring) --NO sandals, sneakers, or open-toed shoes are allowed.
12. Animals Showing/Preparation Rules:
 - a. Members MUST do their OWN fitting and handling for the show or exhibition.
 - b. Fiber goats and sheep need to be spring sheared and have normal regrowth to date.
 - c. Dairy goats should be sheared. Body should be cleaned and properly clipped.
 - d. All hogs should be shaved/slick shorn and washed.

ANIMAL HEALTH RULES

1. ALL animals exhibited MUST have a completed 4-H Livestock Health Form AND an official Certificate of Veterinary Inspection (CVI) or Animal Health Certificate (AHC)—form DAH-111 is also acceptable for New Jersey Swine. The CVI or AHC MUST be presented on Monday, August 2, during the Pre-Fair Livestock meeting (see #5). Certificate MUST indicate that the project animal did NOT originate from a flock/herd with foot rot, sore mouth, or any infectious or contagious disease.
 - a. ALL market animals MUST have a completed Drug Use Form
 - b. ALL livestock deemed “exotic” MUST have a Permit for Possession as required by the Department of Fish, Game, and Wildlife
2. ALL animals are subjected to a visual health inspection at unloading. Animals MUST be clean and appropriately trimmed upon arrival. Animals NOT properly cleaned, trimmed, in condition for public display, or suspected of having a health problem MUST be removed from the Fairgrounds IMMEDIATELY.
3. ALL SHEEP and GOATS are encouraged to have a USDA APHIS approved identification tag for exhibiting. Ear tag and/or approved breed registry tattoo is the ONLY approved form of identification.
4. Animals MUST be clean while on exhibit. Club members MUST dress neatly and keep the spaces occupied in a sanitary condition.
5. NO animals with large scours are permitted. NO horned animals are permitted, unless approved by the 4-H Office based on breed character specifics.
6. See NJDA Fair and Show Animal Health recommendations:

<https://www.nj.gov/agriculture/divisions/ah/news/fairsshows.html>

<https://www.nj.gov/agriculture/divisions/ah/pdf/2023%20Fair%20and%20Show%20Letter.pdf>

DIVISION M – POULTRY

RULES

In addition to General Rules and Special Entry Rules (refer to pgs. 4-5):

1. Club members exhibiting or showing MUST be a 4-H member in “Good Standing” according to the state 4-H standards as follows. S/he must have:
 - a. Been registered member as of January 1, 2023 and have their project animal(s) registered by May 1, 2023.
 - b. Attend at least 70% of regular club meetings and/or activities.
 - c. Given state, county, or club level 4-H presentation following the state presentation guidelines. Participating in Favorite Foods Show also counts towards this requirement.
 - d. ALL members **MUST** have participated in a 4-H Fair Association Fundraiser and raised an amount of \$25. (This requirement began in the 2019-2020 4-H project year.)
 - e. Been responsible for the physical care/training of animals to the fullest extent possible.
 - f. Completed and turned in a project record book for each species exhibiting.
2. ALL poultry exhibited MUST have an official Certificate of Veterinary Inspection (CVI), Health Certificate (HC), VS Form 9-2 or 9-3, or a 4-H Poultry, Rabbit, or Cavy Health Form.
 - a. ALL poultry MUST originate from US Pullorum-Thyroid clean flocks OR have an individual Pollorum-Thyroid test within 30 days of the Fair.
 - b. ALL poultry deemed “exotic” MUST have a Permit for Possession as required by the Department of Fish, Game, and Wildlife
3. Only birds in good health and in compliance with all veterinary health requirements will be accepted for exhibit.
4. ALL poultry must be CLEAN and FREE of mites prior to entering the Fair. Birds may be washed and groomed as needed prior to showing, but must arrive CLEAN prior to entry.
5. Correct breed or cross MUST appear on entry cards.
6. There MUST be at least three (3) judged exhibits in a class for a rosette/trophy to be awarded in each class. Cloverbud members are NOT judged but comments are welcome.
7. Showmanship will be scored using the Danish system.
8. Cages must be kept CLEAN while on exhibit. ALL exhibitors will be required to participate in Poultry Management. A Management Award will be awarded to 1 Senior and 1 Junior member.
9. Clothing for judging will be clean white shirt and jeans, as a minimum, although khaki pants and full-length lab coat are optional.

DIVISION M-1 – GAME BIRDS

RULES

In addition to General Rules and Special Entry Rules (refer to pgs. 4-5):

1. Club members exhibiting or showing MUST be a 4-H member in “Good Standing” according to the state 4-H standards as follows. S/he must have:
 - a. Been registered member as of January 1, 2023 and have their project animal(s) registered by May 1, 2023.

No Game Birds Division for 2023

- b. Attend at least 70% of regular club meetings and/or activities
- c. Given state, county, or club level 4-H presentation following the state presentation guidelines. Participating in Favorite Foods Show also counts towards this requirement.
- d. ALL members MUST have participated in a 4-H Fair Association Fundraiser and raised an amount of \$25. (This requirement began in the 2019-2020 4-H project year.)

| Class Number/Name | Entry Requirements |
|-----------------------------------|---|
| Class 1: Any Game Bird | All general rules apply from the Poultry Division. All game birds are required to have a permit from the New Jersey Division of Fish, Game, and Wildlife. Contact them to obtain a permit. |

DIVISION M-2 – EGGS

RULES

In addition to General Rules and Special Entry Rules (refer to pgs. 4-5):

- 1. MUST be judged in the main building—enter exhibits on Thursday, August 10, 6-9 p.m.
- 2. Given state, county, or club level 4-H presentation following the state presentation guidelines. Participating in Favorite Foods Show also counts towards this requirement.
- 3. ALL members MUST have participated in a 4-H Fair Association Fundraiser and raised an amount of \$25. (This requirement began in the 2019-2020 4-H project year.)
- 4. Danish ribbons will be awarded. Cloverbud members will NOT be judged but comments are welcomed.

| Class Name/Number | Entry Requirements |
|--------------------------|--|
| Class 1: Eggs | Any member may exhibit. Eggs must be washed and cleaned. Eggs must be in a carton. Eggs must be farm-raised by the project member exhibiting. Eggs must be graded as to size and uniformity and be judged on freshness and market value. |

DIVISION N – CAVIES

RULES

In addition to General Rules and Special Entry Rules (refer to pgs. 4-5):

- 1. Club members exhibiting or showing MUST be a 4-H member in “Good Standing” according to the state 4-H standards as follows. S/he must have:
 - a. Been registered member as of January 1, 2023.
 - b. Attend at least 70% of regular club meetings and/or activities.

- c. Given state, county, or club level 4-H presentation following the state presentation guidelines. Participating in Favorite Foods Show also counts towards this requirement.
 - d. ALL members MUST have participated in a 4-H Fair Association Fundraiser and raised an amount of \$25. (This requirement began in the 2019-2020 4-H project year.)
 - e. Been responsible for the physical care/training of animals to the fullest extent possible.
 - f. Completed and turned in a project record book for each species exhibiting.
2. All cavies exhibited must have a completed 4-H Poultry, Rabbits, or Cavy Health Form.
 - a. The 4-H Poultry, Rabbit, or Cavy Health Form must be turned in during pre-Fair judging. Check with your club leader for more information.
 3. Animals must be kept clean while on exhibit.
 4. Members MUST be present for ALL judging.
 5. Best of Breed and Reserve Best of Breed will be awarded pending the number of entries.
 6. There must be three (3) exhibits in a breed for a rosette to be awarded in that breed.
 7. ALL classes will be judged by breed.

| Class Number/Name | Class Description | Entry Requirements |
|--|--|---------------------------|
| Class 1: Cavy, Jr. Sow | Under 4 months old, weighing 12-22 ounces | See rules above |
| Class 2: Cavy, Jr. Boar | Under 4 months old, weighing 12-22 ounces | See rules above |
| Class 3: Cavy, Intermediate Sow | Up to 6 months old, weighing 22-30 ounces | See rules above |
| Class 4: Cavy, Intermediate Boar | Up to 6 months old, weighing 223-30 ounces | See rules above |
| Class 5: Cavy, Sr. Sow | 6 months or older, weighing over 30 ounces | See rules above |
| Class 6: Cavy, Sr. Boar | 6 months or older weight over 30 ounces | See rules above |
| Class 7: Cavy, litter with or without Sow | | See rules above |

DIVISION N-1 – RABBITS

RULES

In addition to General Rules and Special Entry Rules (refer to pgs. 4-5):

1. Club members exhibiting or showing MUST be a 4-H member in “Good Standing” according to the state 4-H standards as follows. S/he must have:
 - a. Been registered member as of January 1, 2023.
 - b. Attend at least 70% of regular club meetings and/or activities.
 - c. Given state, county, or club level 4-H presentation following the state presentation guidelines. Participating in Favorite Foods also counts towards this requirement.

- d. ALL members MUST have participated in a 4-H Fair Association Fundraiser and raised an amount of \$25. (This requirement began in the 2019-2020 4-H project year.)
 - e. Been responsible for the physical care/training of animals to the fullest extent possible.
 - f. Completed and turned in a project record book for each species exhibiting.
2. All rabbits exhibited must have a completed 4-H Poultry, Rabbits, or Cavy Health Form.
 - a. The 4-H Poultry, Rabbit, or Cavy Health Form must be turned in during pre-Fair judging.
Check with your club leader for more information.
 3. Animals must be kept clean while on exhibit.
 4. Members must be present for judging.
 5. Best of Breed and Reserve Best of Breed will be awarded pending the number of entries.
 6. There must be three (3) exhibits in a breed for a rosette to be awarded in that breed.
 7. ALL classes will be judged by breed.

| Class Number/Name | Class Description | Entry Requirements |
|---|--|---------------------------|
| Class 1: Rabbit, Doe & Litter | At least 1 month old, but not over 8 weeks old, with at least three young. | See rules above |
| Class 2: Rabbit, Junior Buck | At least 3 months old, but under 6 months old. | See rules above |
| Class 3: Rabbit, Junior Doe | At least 3 months old, but under 6 months old | See rules above |
| Class 4: Rabbit, Intermediate Buck | At least 6 months old, but under 8 months old. Intermediate Buck and Doe will ONLY be in the following breeds: California, Checkered Giant, Giant Chinchilla, Crème D' Argent, Flemish Giant, English Lop, French Lop, Palomino, Satin, and New Zealand | See rules above |
| Class 5: Rabbit, Intermediate Doe | At least 6 months old, but under 8 months old. Intermediate Buck and Doe will ONLY be in the following breeds: California, Checkered Giant, Giant Chinchilla, Crème D' Argent, Flemish Giant, English Lop, French Lop, Palomino, Satin, and New Zealand | See rules above |
| Class 6: Rabbit, Senior Buck | 8 months and older | See rules above |
| Class 7: Rabbit, Senior Doe | 8 months and older | See rules above |

DIVISION N-2 – SMALL ANIMALS

RULES

In addition to General Rules and Special Entry Rules (refer to pgs. 4-5):

1. Club members exhibiting or showing MUST be a 4-H member in “Good Standing” according to the state 4-H standards as follows. S/he must have:
 - a. Been registered member as of January 1, 2023.
 - b. Attend at least 70% of regular club meetings and/or activities.
 - c. Given state, county, or club level 4-H presentation following the state presentation guidelines. Participating in Favorite Foods Show also counts towards this requirement.
 - d. ALL members MUST have participated in a 4-H Fair Association Fundraiser and raised an amount of \$25. (This requirement began in the 2019-2020 4-H project year.)
 - e. Been responsible for the physical care/training of animals to the fullest extent possible.
 - f. Completed and turned in a project record book for each species exhibiting.
2. All small animals exhibited must have a completed 4-H Poultry, Rabbits, or Cavy Health Form.
 - a. The 4-H Poultry, Rabbit, or Cavy Health Form must be turned in pre-Fair judging. Check with your club leader for more information.
 - b. All small animals deemed “exotic” must have a Permit for Possession as required by the Department of Fish, Game, and Wildlife
3. Animals must be kept clean while on exhibit.
4. Members MUST be present for judging.
5. Best of Breed and Reserve Best of Breed will be awarded pending the number of entries.
6. There must be three (3) exhibits in a breed for a rosette to be awarded in that breed.
7. All classes will be judged by breed

| Class Number/Name | Class Description | Entry Requirements |
|-----------------------------------|--------------------------|---------------------------|
| Class 1: Junior Female | Under 4 months of age | See rules above |
| Class 2: Junior Male | Under 4 months of age | See rules above |
| Class 3: Senior Female | Over 4 months of age | See rules above |
| Class 4: Senior Male | Over 4 months of age | See rules above |

DIVISION N-3 - HERPETOLOGY

RULES

In addition to General Rules and Special Entry Rules (refer to pgs. 4-5):

1. Club members exhibiting or showing MUST be a 4-H member in “Good Standing” according to the state 4-H standards as follows. S/he must have:
 - a. Been registered member as of January 1, 2023
 - b. Attend at least 70% of regular club meetings and/or activities.
 - c. Given state, county, or club level 4-H presentation following the state presentation guidelines. Participating in Favorite Foods Show also counts towards this requirement.

- d. ALL members MUST have participated in a 4-H Fair Association Fundraiser and raised an amount of \$25. (This requirement began in the 2019-2020 4-H project year.)
 - e. Been responsible for the physical care/training of animals to the fullest extent possible.
 - f. Completed and turned in a project record book for each species exhibiting.
2. All herpetology exhibited must have a completed 4-H Poultry, Rabbits, or Cavy Health Form.
 - a. The 4-H Poultry, Rabbit, or Cavy Health Form must be turned in during pre-Fair judging. Check with your club leader for more information.
 - b. All herpetology are deemed exotic and MUST have a Permit for Possession as required by the Department of Fish, Game, and Wildlife
 3. Animals must be kept clean while on exhibit.
 4. Members MUST be present for judging.
 5. Best of Breed and Reserve Best of Breed will be awarded pending the number of entries.
 6. There must be three (3) exhibits for a rosette to be awarded.
 7. All classes will be judged by breed.

| Class Number/Name | Class Description | Entry Requirements |
|-----------------------------------|--------------------------|---------------------------|
| Class 1: Junior Female | Under 4 months of age | See rules above |
| Class 2: Junior Male | Under 4 months of age | See rules above |
| Class 3: Senior Female | Over 4 months of age | See rules above |
| Class 4: Senior Male | Over 4 months of age | See rules above |

DIVISION N-4 – SMALL ANIMAL POSTER CONTEST

OBJECTIVE: To inform the public about best care practices, show practices, breeds, current events, etc. that relate to the Small Animal project area.

In addition to General Rules and Special Entry Rules (refer to pgs.4-5):

RULES

1. Participants must be an active Whisker, Whistle, & Wabbits member (in good standing).
 - a. Must attend 70% of meetings.
 - b. Complete a club or county level presentation. Favorite Foods Show also counts towards this requirement.
 - c. ALL members MUST have participated in a 4-H Fair Association Fundraiser and raised an amount of \$25. (This requirement began in the 2019-2020 4-H project year.)
2. Poster content must deal with the Small Animal project area (Rabbits, Cavy, Small Animal, & Herpetology).

3. Poster Board, Foam Board, or Display board in any size larger than 8" x 11" may be used. Tailor your poster size to the amount of content you are putting on (do not overcrowd or leave big blank spaces).
4. Posters must be turned in at Fair Check in with all other projects on Thursday, August 10, at the Small Animal barn after 6 p.m.
5. Make sure to verify information. Check & double check. Include source list for the information on a separate piece of paper or write it on the back of the poster.
6. Members are REQUIRED to write their name (first & last) on the back of the poster and include their grade as of September 2022.
7. Members are encouraged to have fun and think outside the box. There is a ton of information out there about the Small Animal project area (care, use, housing, show, commercial, diseases, etc.)

DIVISION O – HORSES

General Rules and definitions of this book apply. Rules for the Horse Division can be found in the Atlantic County 4-H Fair Horse Show Rulebook and Activity Guide.

DIVISION P - DOGS

RULES

In addition to General Rules and Special Entry Rules (refer to pgs. 4-5):

1. Exhibitor must have attended 70% of business and training meetings.
2. Complete a club or county level presentation. Favorite Foods Show also counts toward this requirement.
3. ALL members **MUST** have participated in a 4-H Fair Association Fundraiser and raised an amount of \$25. (This requirement began in the 2019-2020 4-H project year.)
4. Exhibitor must have completed and presented dog project book.
5. Exhibitor must have proof of up-to-date dog inoculations.
6. Exhibitor must have dog under control and on a leash at all times, except when in the show ring.

| Class Number/Name | Entry Requirements |
|--|---------------------------|
| Class 1: Obedience Trials – Beginner | See rules above |
| Class 2: Obedience Trials – Graduate Beginner | See rules above |
| Class 3: Obedience Trials – Novice | See rules above |
| Class 4: Obedience Trials – Graduate Novice | See rules above |
| Class 5: Obedience Trials – Rally | See rules above |

DIVISION Q – TAE KWON DO

RULES

In addition to General Rules and Special Entry Rules (refer to pgs. 4-5):

1. Only regularly enrolled 4-H Tae Kwon Do members are eligible to exhibit.
2. Members must attempt new learning experiences in each successive section and level.
3. Members will receive a ribbon and award corresponding to judging for each section/level.
4. Outstanding exhibits will receive Honorable Mention rosettes in their Junior and Senior division.
 - a. Honorable Mention rosettes must have received an Excellent rating.
5. All members (Cloverbud/Junior/Senior) who participate will receive a special ribbon.
6. Members in grades K-3 as of September 2022 are considered Cloverbud division. Members in grades 4-7 as of September 2022 are considered to be junior division. Members in grades 8-13 as of September 2022 are considered to be senior division.
7. All members are required to submit their Tae Kwon Do Club guidebook for review at time exhibit.
8. Members will be judged on categories based on forms, demonstrations, technical skills, breaking techniques, self-confidence, interpersonal skills, and self-defense techniques based on review at time of exhibit.
9. All members are required to participate in the 4-H Public Presentations program to participate in Fair activities. Favorite Foods Show also counts toward this requirement.
10. ALL members MUST have participated in a 4-H Fair Association Fundraiser and raised an amount of \$25. (This requirement began in the 2019-2020 4-H project year.)

LEVEL 1

| Class Name/Number | Class Description | Entry Requirements |
|--|--|---------------------------|
| Level 1 – White Belt Class 1: White Belt Form | Low: tiger one Middle: tiger two High: tiger three | See rules above |
| Level 1 – White Belt Class 2: Technical Skills | Low: basic blocks and front thrust kicks Middle: basic blocks and round house kicks High: basic blocks and side kick | See rules above |
| Level 1 – White Belt Class 3: Breaking Technique | Low: elbow strike Middle: front thrust kick High: flying side kick | See rules above |
| Level 1 – White Belt Class 4: Terminology | Korean/English terminology related to Tae Kwon Do | See rules above |
| Level 1 – White Belt Class 5: Self Confidence | Demonstrated through proper body positioning/ability to vocalize commands and demonstrating a command presence | See rules above |
| Level 1 – White Belt Class 6: Interpersonal Skills | Demonstrating ability to communicate thought and deed to other club members and judges | See rules above |
| Level 1 – White Belt Class 7: Self Defense Techniques | Low/Middle: basic one step sparring techniques High: white high belt one step sparring techniques | See rules above |

LEVEL 2

| | | |
|--|---|-----------------|
| Level 2 – Yellow Belt Class 1: Yellow Belt Form | Low: Palgwe Il Jang Middle: Palgwe E Jang/Palgwe Sa Jang | See rules above |
| Level 2 – Yellow Belt Class 2: Technical Skills | Low: basic blocks and side kick Middle: basic blocks and flying sidekick High: basic blocks and double round house kick | See rules above |
| Level 2 – Yellow Belt Class 3: Breaking Technique | Low: flying side kick Middle: flying side kick | See rules above |

| | | |
|---|---|-----------------|
| | High: side kick | |
| Level 2 – Yellow Belt Class 4: Terminology | Korean/English terminology related to Tae Kwon Do | See rules above |
| Level 2 – Yellow Belt Class 5: Self-Confidence | Demonstrated through proper body positioning/ability to vocalize commands and demonstrating a command presence | See rules above |
| Level 2—Yellow Belt Class 6: Interpersonal Skills | Demonstrating ability to communicate thought and deed to other club members and judges. | See rules above |
| Level 2 – Yellow Belt Class 7: Self Defense Techniques | Low/Middle: basic yellow belt one step sparring techniques High: yellow high belt one step sparring techniques | See rules above |

LEVEL 3

| | | |
|--|---|-----------------|
| Level 3 – Green Belt Class 1: Green Belt Form | Low: Palgwe Sa Jang Middle: Tae Juek I1 Jang High: Tae Juek E Jang | See rules above |
| Level 3 – Green Belt Class 2: Technical Skills | Low: basic blocks and back fist Middle: basic blocks and hammer fist High: basic blocks and palm heel strike and back side kick | See rules above |
| Level 3 – Green Belt Class 3: Breaking Technique | Low: punch/back fist and side kick Middle: punch/back fist and side kick High: punch/back fist and back side kick | See rules above |
| Level 3 – Green Belt Class 4: Terminology | Korean/English terminology related to Tae Kwon Do | See rules above |
| Level 3 – Green Belt Class 5: Self-Confidence | Demonstrated through proper body positioning/ability to vocalize commands and demonstrating a command presence | See rules above |
| Level 3 – Green Belt Class 6: Interpersonal Skills | Demonstrating ability to communicate thought and deed to other club members and judges | See rules above |
| Level 3 – Green Belt Class 7: Self Defense Techniques | Low/Middle: basic green belt one step sparring techniques High: green high belt one step sparring techniques | See rules above |

LEVEL 4

| | | |
|--|---|-----------------|
| Level 4 – Blue Belt Class 1: Blue Belt Form | Low: Palgwe O Jang Middle: Palgwe Yuek Jang High: Palgwe Chill Jang | See rules above |
| Level 4 – Blue Belt Class 2: Technical Skills | Low: basic blocks and jump front thrust kick Middle: triple punch and jump spin kick High: hook kick and jump spin kick | See rules above |
| Level 4 – Blue Belt Class 3: Breaking Technique | Low: triple punch and jump front thrust kick Middle: triple punch and jump spin kick High: hook kick and jump spin kick | See rules above |
| Level 4 – Blue Belt Class 4: Terminology | Korean/English terminology related to Tae Kwon Do | See rules above |
| Level 4 – Blue Belt Class 5: Self Confidence | Demonstrated through proper body positioning/ability to vocalize commands and demonstrating a command presence | See rules above |
| Level 4 – Blue Belt Class 6: Interpersonal Skills | Demonstrating ability to communicate thought and deed to other club members and judges | See rules above |

| | | |
|---|---|-----------------|
| Level 4 – Blue Belt Class 7: Self Defense Techniques | Low/Middle: basic blue belt one step sparring techniques High: blue high belt one step sparring techniques | See rules above |
|---|---|-----------------|

LEVEL 5

| | | |
|--|---|-----------------|
| Level 5 – Red Belt Class 1: Red Belt Form | Low: tae juek sam jang/tae juek sa jang Middle: Palgwe Pal Jang High: Koryo | See rules above |
| Level 5 – Red Belt Class 2: Technical Skills | Low: basic blocks and jump back side kick Middle: basic blocks and switch round house High: basic blocks spinning hook kick | See rules above |
| Level 5 – Red Belt Class 3: Breaking Technique | Low: triple punch and jump front thrust kick Middle: triple punch and jump spin kick High: basic blocks and hook kick | See rules above |
| Level 5 – Red Belt Class 4: Terminology | Korean/English terminology related to Tae Kwon Do | See rules above |
| Level 5 – Red Belt Class 5: Self Confidence | Demonstrated through proper body positioning/ability to vocalize commands and demonstrating a command presence | See rules above |
| Level 5 – Red Belt Class 6: Interpersonal Skills | Demonstrating ability to communicate thought and deed to other club members and judges | See rules above |
| Level 5 – Red Belt Class 7: Self Defense Techniques | Low/Middle: basic red belt one step sparring techniques High: red high belt one step sparring techniques | See rules above |

LEVEL 6

| | | |
|--|--|-----------------|
| Level 6 – Black Belt (First Dan) Class 1: Black belt first dan form | Koyro | See rules above |
| Level 6 – Black Belt (First Dan) Class 2: Technical Skills | all listed above and including back spinning round house kick | See rules above |
| Level 6 – Black Belt (First Dan) Class 3: Breaking Technique | double fist break of patio blocks and/or tiles and elevated kick breaking techniques | See rules above |
| Level 6 – Black Belt (First Dan) Class 4: Terminology | Korean/English terminology related to Tae Kwon Do | See rules above |
| Level 6 – Black Belt (First Dan) Class 5: Self Confidence | Demonstrated through proper body positioning/ability to vocalize commands and demonstrating a command presence | See rules above |
| Level 6 – Black Belt (First Dan) Class 6: Interpersonal Skills | Demonstrating the ability to communicate thought and deed to other club members and judges | See rules above |
| Level 6 – Black Belt (First Dan) Class 7: Self Defense Techniques | all listed above self-techniques and Hap Ki Do techniques | See rules above |

LEVEL 7

| | | |
|---|---|-----------------|
| Level 7 – Black Belt (Second Dan) Class 1: Second Degree Black Belt Form | Kuemgang (and all Palgwe/Tae Juek/ Koryo forms) | See rules above |
|---|---|-----------------|

| | | |
|---|--|-----------------|
| Level 7 – Black Belt (Second Dan) Class 2: Technical Skills | all listed above and including double split kick | See rules above |
| Level 7 – Black Belt (Second Dan) Class 3: Breaking Technique | palm heel strike to multiple patio blocks or tile and elevated breaking techniques | See rules above |
| Level 7 – Black Belt (Second Dan) Class 4: Terminology | Korean/English terminology related to Tae Kwon Do | See rules above |
| Level 7 – Black Belt (Second Dan) Class 5: Self Confidence | Demonstrated through proper body positioning/ability to vocalize commands and demonstrates a command presence | See rules above |
| Level 7 – Black Belt (Second Dan) Class 6: Interpersonal Skills | Demonstrating the ability to communicate thought and deed to other club members and judges. Taking on teaching/leading roles of club responsibilities. | See rules above |
| Level 7 – Black Belt (Second Dan) Class 7: Self Defense Techniques | all listed above self-defense techniques and Hap Ki Do techniques | See rules above |

LEVEL 8

| | | |
|---|--|-----------------|
| Level 8 – Black Belt (Third Dan) Class 1: Third Degree Black Belt Form | Taebek and all Palgwe/Tae Juek/Koryo/Huemgang forms | See rules above |
| Level 8 – Black Belt (Third Dan) Class 2: Technical Skills | all listed above and including double split kick | See rules above |
| Level 8 – Black Belt (Third Dan) Class 3: Breaking Technique | palm heal strike to multiple patio blocks or tile and elevated breaking techniques | See rules above |
| Level 8 – Black Belt (Third Dan) Class 4: Terminology | Korean/English terminology related to Tae Kwon Do | See rules above |
| Level 8 – Black Belt (Third Dan) Class 5: Self Confidence | Demonstrated through proper body positioning/ability to vocalize commands and demonstrates a command presence | See rules above |
| Level 8 – Black Belt (Third Dan) Class 6: Interpersonal Skills | Demonstrating the ability to communicate thought and deed to other club members and judges. Taking on teaching/leading roles of club responsibilities. | See rules above |
| Level 8 – Black Belt (Third Dan) Class 7: Self Defense | all listed above self-defense techniques and Hap Ki Do techniques | See rules above |

DIVISION R – BATON TWIRLING

OBJECTIVES

1. To gain confidence by performing twirling routines in front of an audience.
2. To learn skills in twirling and have fun at the same time.
3. To develop skills in choreography, timing, and planning in creating twirling routines.

RULES

In addition to General Rules and Special Entry Rules (refer to pgs. 4-5):

1. To participate in the twirling demonstrations during the Fair, you must be a member of good standing of the baton 4-H club.
 - a. Attend at least 70% of all club meetings and functions.
 - b. Participate in a Public Presentation—club, county, or state level. Favorite Foods Show also counts toward this requirement.
 - c. ALL members MUST have participated in a 4-H Fair Association Fundraiser and raised an amount of \$25. (This requirement began in the 2019-2020 4-H project year.)
 2. Participates will receive baton specific participation ribbons.
-

DIVISION S – CLOGGING

OBJECTIVES

1. To gain confidence by performing clogging routines in front of an audience.
2. To learn skills in clogging and fun at the same time.
3. To develop skills in choreography, timing, and planning in creating clogging routines.

RULES

In addition to General Rules and Special Entry Rules (refer to pgs. 4-5):

1. To participate in the clogging demonstrations during the Fair, you must be a member of good standing of the clogging 4-H club.
 - a. Attend at least 70% of all club meetings and functions.
 - b. Participate in a Public Presentation—club, county, or state level. Favorite Foods Show also counts toward this requirement.
 - c. ALL members MUST have participated in a 4-H Fair Association Fundraiser and raised an amount of \$25. (This requirement began in the 2019-2020 4-H project year.)
 2. Participates will receive clogging specific participation ribbons.
-

DIVISION T – SHOOTING SPORTS

OBJECTIVES

1. To encourage participation in natural and related natural science programs by exposing participants to contents through shooting, hunting, and related activities.
2. To enhance the development of self-esteem, character, and personal growth through safe, educational, and socially acceptable involvement in a shooting activity.
3. To teach safe and responsible use of firearms, archery, and other shooting equipment, including sound decision making, self-discipline, and concentration.
4. To promote the highest standards of safety, sportsmanship, and ethical behavior.
5. To expose participants to the broad array of vocational and life-long avocational activities related to shooting sports.
6. To strengthen families through participation in life-long recreational activities.
7. To complement and enhance the impact of existing safety, shooting, and hunter education programs using experimental educational methods and progressive development of skills and abilities.
8. Expand 4-H membership and involve additional adult volunteers.

9. Maintain and expand a state level committee of Nationally Trained and Certified 4-H Shooting Sports Instructors.

RULES

In addition to General Rules and Special Entry Rules (refer to pages 4-5):

1. To participate in the shooting sports demonstrations during the Fair, you must be a member of good standing of the shooting sports 4-H club.
 - a. Attend at least 70% of all club meetings and functions.
 - b. Participate in a Public Presentation—club, county, or state level. Favorite Foods Show also counts toward this requirement.
 - c. ALL members **MUST** have participated in a 4-H Fair Association Fundraiser and raised an amount of \$25. (This requirement began in the 2019-2020 4-H project year.)
 2. **MUST** have a full understanding of ALL safety regulations.
 3. Participates will receive a shooting sports specific participation ribbon.
-

DIVISION U- ORGANIZED 4-H CLUB BOOTH EXHIBITS

NOTE: Valuable items should NOT be included in the display, as insurance will NOT cover any loss.

RULES

1. Clubs may start setting up and working on their club booth exhibits starting Saturday, August 5, and **MUST** be completed by 9 p.m. Thursday, August 10.
2. All clubs that register by the deadline of Saturday, July 15, will receive a \$25 premium. Clubs that **DO NOT** pre-register by the deadline are **NOT** eligible to receive the premium, but may be eligible to win award money.
3. Tri-fold display boards will be provided to clubs. In order to request a display board, clubs must pre-register by July 15.
4. The display will be judged as a **WHOLE**. **NO** product in the display will be eligible for individual awards.
5. Members will plan and set up their own booth displays with guidance and help from their leaders with the display board. Members **MUST** do the rest of the set-up.
6. Displays will be judged by the following criteria:
 - a. Power to attract and hold attention.
 - b. Well-organized educational lesson or brief promotional message presented clearly.
 - c. General appearance and quality of work.
 - d. Originality and effort.
7. Club booths may be either in the Fair Theme category or Open category. Clubs **MUST** inform the 4-H Office which category they plan to enter.
8. 4-H Cloverbud clubs will receive comments and a participation ribbon the premium will be \$25.00 if they are registered by the deadline of Saturday, July 15.
9. Clubs removing exhibits before 11 p.m. on Saturday evening of Fair will forfeit **ALL** awards. **ALL** clubs will receive their premiums after the conclusion of the Fair. In addition, the top 2 exhibits in each category will be awarded additional premiums as indicated below:

PREMIUMS:

| Registered by July 15, 2023 | | Registered AFTER July 15, 2023 | |
|------------------------------------|------------------------------------|---------------------------------------|--|
| \$25.00 & Ribbon | | Ribbon | |
| First Place Theme/Open | Second Place Theme/Open | Third Place Theme/open | |
| \$25.00 | \$15.00 | \$10.00 | |
| Rosette | Rosette | Rosette | |

DIVISION V - SPECIAL EVENTS


I. TALENT/VARIETY SHOW - HOWARD AND DONNA MARIE BERCHTOLD, CHAIRS

SATURDAY, AUGUST 12, following Horse Show Awards

RULES

1. ALL participants must be registered members of an Atlantic County 4-H Club.
 - a. Cloverbud members (grades K-3) may participate, but will receive comments and participation ribbons ONLY.
 - b. ANY group with a Cloverbud member(s) is NOT eligible for awards and will be judged with comments ONLY.
2. NO 4-Her who has been paid for performing his/her talent will be allowed to enter the 4-H Fair Talent/ Variety Show
3. ALL participants are expected to attend mandatory practice/rehearsal. ALL MANDATORY Talent Show practices/rehearsals will be held at the 4-H Center and perform their act as it will be presented on show night. NOTE: NO ACTS WILL BE ADDED TO THE SHOW AFTER THE PRACTICE/REHEARSAL.
 - a. ALL participants are required to register and attend the MANDATORY Talent Show practice on Tuesday, June 20. Participants must attend the mandatory rehearsal on Thursday, July 27.
 - b. Both the practice and rehearsal are MANDATORY. Full costume is expected at the rehearsal.
4. Acts must be 3 minutes or less.
 - a. If music for show has lyrics, you MUST provide Howard, Donna Marie, and Kendrin with the lyrics before the rehearsal.
5. The Talent/Variety Show is designed to be a fun family-oriented show. **The chairs of the Talent Show and the 4-H Faculty/Staff have the authority to ask you to modify ANY acts to adhere to the rules.**
6. Participants may only perform 1 solo act in the show. Solo performers may participate in 1 other group performance.
7. Lip syncing is NOT permitted.
8. There will be a panel of judges (preferably 3) selected by the Talent Show Committee. ALL judges' decisions are FINAL. Score sheets will be mailed to participants within a few weeks following the Fair.

9. Participants will be judged on the basis of:
 - a. General appearance
 - b. Originality
 - c. Overall talent
10. ONE (1) trophy will be awarded to the first place, second place, and third place winners, even if the winner is a team.
 - a. If the winner is a team, each member of the team will receive a rosette.
11. ALL participants will receive a special Talent Show participation ribbon.
12. THERE WILL BE NO FIRST PLACE TIES
13. First place winners are NOT eligible to compete the following year in the same talent.
 - a. Example: A first place winner who sang a solo song may not return to sing a solo; however, he or she may come back and sing with a group or perform a completely different talent (dance, gymnastics, juggling, etc.)
 - b. First place winners will be requested to make a guest appearance at the 4-H Fair Talent Show the following year.



II. BABY PARADE – JONI GRUNOW AND KATHY EINWECHTER, CHAIRS

SATURDAY, AUGUST 12, 12:30 P.M. THE BABY PARADE IS OPEN TO ALL ATLANTIC COUNTY RESIDENTS AND FAIR VISITORS, GRADE 1 OR UNDER.

RULES

1. In all divisions, the decoration subject, theme, and costumes worn ONLY by the child or children taking part will be considered by the judges. NO ADULTS IN COSTUMES!
2. Any child up to and including 1st grade may compete, but the chairman of the parade reserves the right to refuse any entry.
3. The judges' decision will be FINAL, based on workmanship and originality.
4. Entries will be accepted at the registration table from 11:30 a.m. to 12:15 p.m. on the day of the event.
 - a. ABSOLUTELY NO ENTRIES WILL BE ARRIVING AFTER THE 12 NOON CUT-OFF WILL BE ALLOWED TO ENTER UNDER ANY CIRCUMSTANCES—NO EXCEPTIONS!!!!
5. The Baby Parade will begin at 12:30 p.m. sharp.
6. The distribution or throwing of any articles such as candy, etc. and the use of large or small animals for riding by entrants is FORBIDDEN.
7. NO motorized vehicles are permitted to pull floats or any other entry. Manpower ONLY. ALL entries must be pulled across the stage.
8. Participants may enter in ONE DIVISION and ONE CLASS ONLY!
 - a. One Best-In-Show trophy and one 2nd Best-In-Show trophy will be awarded to the top 2 entries. 1 trophy will be awarded to the first place winner in each class and special Baby Parade participation ribbons will be given to ALL participants.

CLASS:

| | |
|-------------------|------------------------------------|
| Division 1 | Fancy Decorated |
| Class A | Child or Children Walking |
| Class B | Child or Children on Wheels |
| Division 2 | Character/Cartoon/ Funny |
| Class C | Child or Children Walking |
| Class D | Child or Children on Wheels |
| Division 3 | Nursery Rhymes/ Fairy Tales |

| | |
|-------------------|--|
| Class E | Child or Children Walking |
| Class F | Child or Children on Wheels |
| Division 4 | 4-H Fair Theme: "Shake It Up With 4-H!" |
| Class J | Child or Children Walking |
| Class K | Child or Children on Wheels |



III. PET PARADE AND SHOW – ERIN SHARPE, CHAIRPERSON


SATURDAY, AUGUST 12, 3 P.M. THE PET PARADE IS OPEN TO ALL ATLANTIC COUNTY RESIDENTS AND FAIR VISITORS.

RULES

1. Entries will be accepted at the Rabbit/Small Animal Barn. Entries will close 15 minutes before the start of the show. No Pre-Registrations will be accepted.
2. The pet must be under restraint and control AT ALL TIMES!!!
 - a. A container, case, or leash is recommended.
3. Entries must be brought to the pet show area 30 minutes before the start of the show.
4. Each entry is responsible for the care and clean-up of their pet while on the Fairgrounds.
5. Trophies will be presented to all first place winners.
 - a. All participants will receive a special Pet Parade participation ribbon.
6. Best In Show and 2nd Best In Show awards will be determined by the judges at the end of the show
7. ALL decisions made by the judges are FINAL.

CLASS:

| | |
|------------|-----------------|
| Division 1 | Best Dog |
| Division 2 | Cutest Animal |
| Division 3 | Most 4-H Spirit |
| Division 4 | Best Wheels |
| Division 5 | Best Costume |



IV: 4-H S.E.T. (Science, Engineering, and Technology) EDUCATIONAL ACTIVITIES – KENDRIN DYITT

FRIDAY, AUGUST 11, 6:00-6:30 P.M. 4-H EDUCATIONAL ACTIVITIES ARE OPEN TO ALL ATLANTIC COUNTY YOUTH AND FAIR VISITORS, GRADES 4 – 8.

OBJECTIVES

1. Provide non-formal education activities in science, engineering, and technology to diverse youth populations in multiple delivery methods.
2. Increase interest (awareness, attitudes, understanding, and aspirations) in science, engineering, and technology (SET) among youth and improved related knowledge, skills, and abilities, for use in their lives and future careers Youth apply SET learning in their lives and demonstrate interests and aspirations toward SET careers.

RULES

Participants must register in the Main Building at the 4-H Center

DIVISION V - SPECIAL FEATURE

Other exhibits and displays may be entered in the 4-H Fair upon request to 4-H agent/program associate prior to August 1. This is to give all members an opportunity to exhibit work accomplished in a new, novel, or unique project not covered in this listing

Frances Hagel Memorial Award



The Atlantic County 4-H Fair provides a wonderful opportunity for 4-H members to showcase what they've learned throughout the year. Not only can youth be involved in showing their animals, but there is also an entire building devoted to 4-H. There you will find exhibits related to Foods and Nutrition, Robotics, Clothing and Textiles, Home Improvement, Environmental Education, Shooting Sports, Hobbies and Collections, and Creative Arts. Each 4-H member presents their exhibit to a judge before Fair opens and is given both encouragement and constructive criticism to learn how to improve their skills.

To encourage more quality projects in the Atlantic County 4-H Fair, a cash incentive is being offered to the member who enters the most projects in the divisions listed below. The divisions listed are open for all registered Atlantic County 4-H members to submit entries. This incentive is being provided by the family of Frances Hagel.

Division B – Gardens/Fruits & Vegetables
Division C – Flowers/Houseplants
Divisions F1 & F2 – Food Preservation
Division G – Baked Goods

Division H – Fine Arts
Division I – Creative Crafts
Division J – Hobbies & Collections
Division K – Photography


This award is in memory of Frances Hagel, a dedicated volunteer of 67 years as the club leader of Cologne Busy Bees, 4-H Leaders' Association, and 4-H Fair Association. She passed away in 2019, but her philosophy lives on – “You can do anything you want to do if you want to do it.”

Registered club members must have participated in a 4-H Fair Association fundraiser and raised an amount of \$25 or in lieu of fundraising, members can contribute \$25 to Fair Association. In addition, members must have given a club, county, or state public presentation or participated in the Favorite Foods Show.

To take advantage of this award, all you need to do is enter your prized project in the 4-H Fair. All exhibits must be entered on Thursday, August 10, between 6-9 p.m. (except those noted in the exhibit catalog). You will need to fill out a scoresheet and exhibit tag when you drop off your entry.

At the end of the 4-H Fair, scoresheets will be collected and counted. The winner will be notified after the Fair.

Let's get inspired and create wonderful projects to exhibit! Good luck!



**We need your help setting up
for the 4-H Fair!
Join us during Pre-Fair Work Week
August 5-9**

**Call the 4-H Office for details.
(609) 625-0056**

Equal Access * Equal Opportunity Program